


# **G D GOENKA PUBLIC SCHOOL ARRAH**



A UNIT OF G D GOENKA GROUP NEW DELHI, BASED ON CBSE Curriculum



# **HOLIDAY ENGAGEMENT**



**GRADE-IV**



**This Summer,  
Let's Learn to Go Green With GD Goenka**



**Dear Students!**

**As summer draws near, let's take a moment to marvel at something truly amazing:  
Our Incredible Planet Earth.**

**It's not just a place we call home; it's a precious gift, bursting with life, wonder, and beauty. But like any gift, it needs our love and care to thrive.**

**You might have heard about climate change—it sounds kinda big and scary, right? But really, it's just about our actions affecting the delicate balance of nature.**

**Picture a world where the air is pure, rivers sparkle with life, and forests sway in a gentle breeze. That's the world we dream of—a place where all creatures, big and small, live together in harmony.**

**But to make this dream real, we all need to chip in. It's about the little things, like turning off lights, using less plastic, or planting seeds that'll grow into mighty trees.**

**Together, we've got the power to make a change. Let's dive into this adventure, hand in hand, with hearts full of hope. Because the future of our planet lies in our hands, guided by the love in our hearts.**

**So, my dear Green Goenkan Warriors, let's treat our Earth with kindness and care. Together, we can be the heroes our planet needs, protecting its beauty and securing its future.**



**Every little step we take makes a big difference!**

## ENGLISH



"One planet, one chance: let's make it count."

### **1. Green Travel Journal**

Imagine you are going on a holiday to a destination known for its natural beauty and biodiversity. Create a travel journal documenting your journey while focusing on sustainable travel practices. You can write diary entries describing your experiences, draw pictures of the wildlife and landscapes you encounter, and include tips for traveling responsibly, such as reducing plastic waste and supporting local conservation.

## EVS

1. Find out the ingredients of your favourite dish and also how it is made. Write the recipe and present it in. Is it made on a special occasion?

2. Interview a vegetable-seller in your locality. Find out these details from her/him.

- What is her/his name?
- Where does she/he get the vegetables from?
- How many kilograms of vegetables does she/he sell in a day?
- What does she/he do with the leftover vegetables?
- Paste the photographs in A4 sheet paper and write the details also.

## MATHS

1. Observe the number pattern on the registration plates of vehicles. Collect last 4-digit numbers of 5 different vehicles. Arrange these numbers in descending order along with photographs in A4 size paper.

2. How much does your family spend approximately monthly on the following?

Groceries = \_\_\_\_\_

Electricity = \_\_\_\_\_

House maintenance = \_\_\_\_\_

Add these values and find the total approximate monthly expenses of your family. Discuss with your parents how they minimize the monthly expenses. Also discuss how can you contribute in minimizing expenses.

## HINDI

1. पर्यावरण पर आधारित चार पहेलियाँ बनाएँ ।

2. अपने आस-पड़ोस में पाए जाने वाले वृक्षों की सूची बनाएँ , एवं किन्हीं पाँच पौधों / वृक्षों का चित्र बनायें अथवा चिपकायें ।

## ART

Create Project work on rainy season

